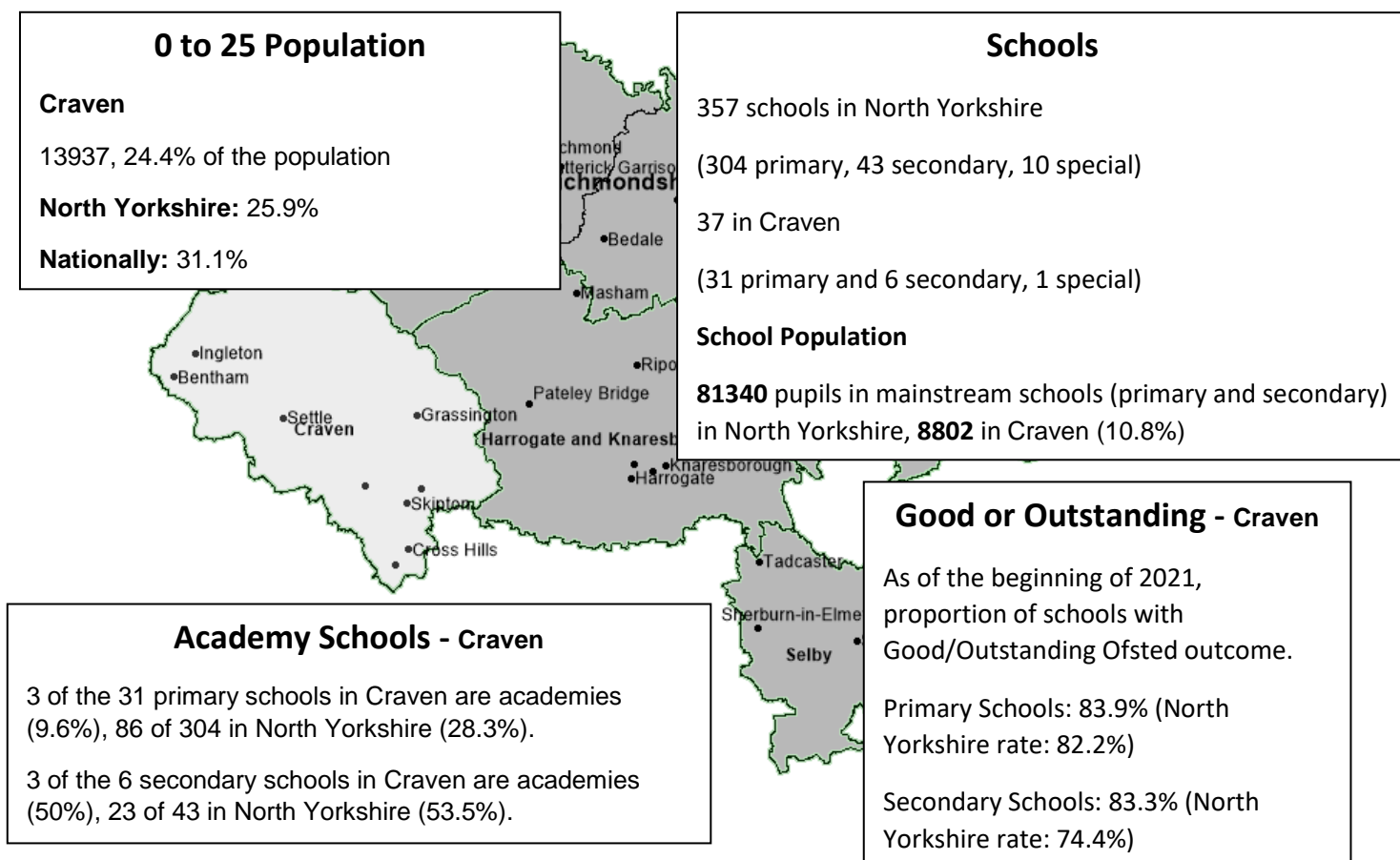


Craven

Locality - performance summary



Headlines – Craven Schools Locality

Exclusions from school

- As of the end of March 2021 there had been a total of 1873 fixed-term exclusions from mainstream schools in North Yorkshire in 2020/21. 95 (5.1%) of these occurred in mainstream schools in Craven, 5.3% occurred in Craven in the same period last year
- Fixed-term exclusions are down (-55%) compared to the same period in North Yorkshire in 2019/20 (4181). There were also 57% fewer fixed-term exclusions in Craven, compared to the same the period in 2019/20 (222)
- To the end of March in 2020/21, there has been 1 permanent exclusion from Craven mainstream schools or 6% of the North Yorkshire total of 16
- In the same period last year, permanent exclusions from Craven mainstream schools also represented 6% of the North Yorkshire total (3 of 52)

Attendance

- As of 26th March, 87.9% of all children on roll of primary schools in Craven were in attendance, a higher proportion than the North Yorkshire total (83.8%)
- As of 26th March, 92.1% of children in Craven secondary schools were in attendance, a higher proportion than the North Yorkshire total of 90.8%
- At this point in the year, a total of 22 children from mainstream schools in Craven were recorded as being absent due to Covid or suspected Covid, 12% of the North Yorkshire total of 180.

Elective Home Education (EHE)

- As of the 1st April 2021 there were 846 children recorded as Electively Home Educated in North Yorkshire, a 22% increase on the same point last year (695). The total increase for children formerly from a Craven mainstream school has been 7% in the same period (59 to 63)
- The rate of children Educated at Home of the mainstream school population in Craven is 0.72%, as of April 2021, which is much lower than the rate of EHE for the mainstream school population for North Yorkshire (1.04%) at this point of the year
- There have been increases in EHE across all school localities in this period

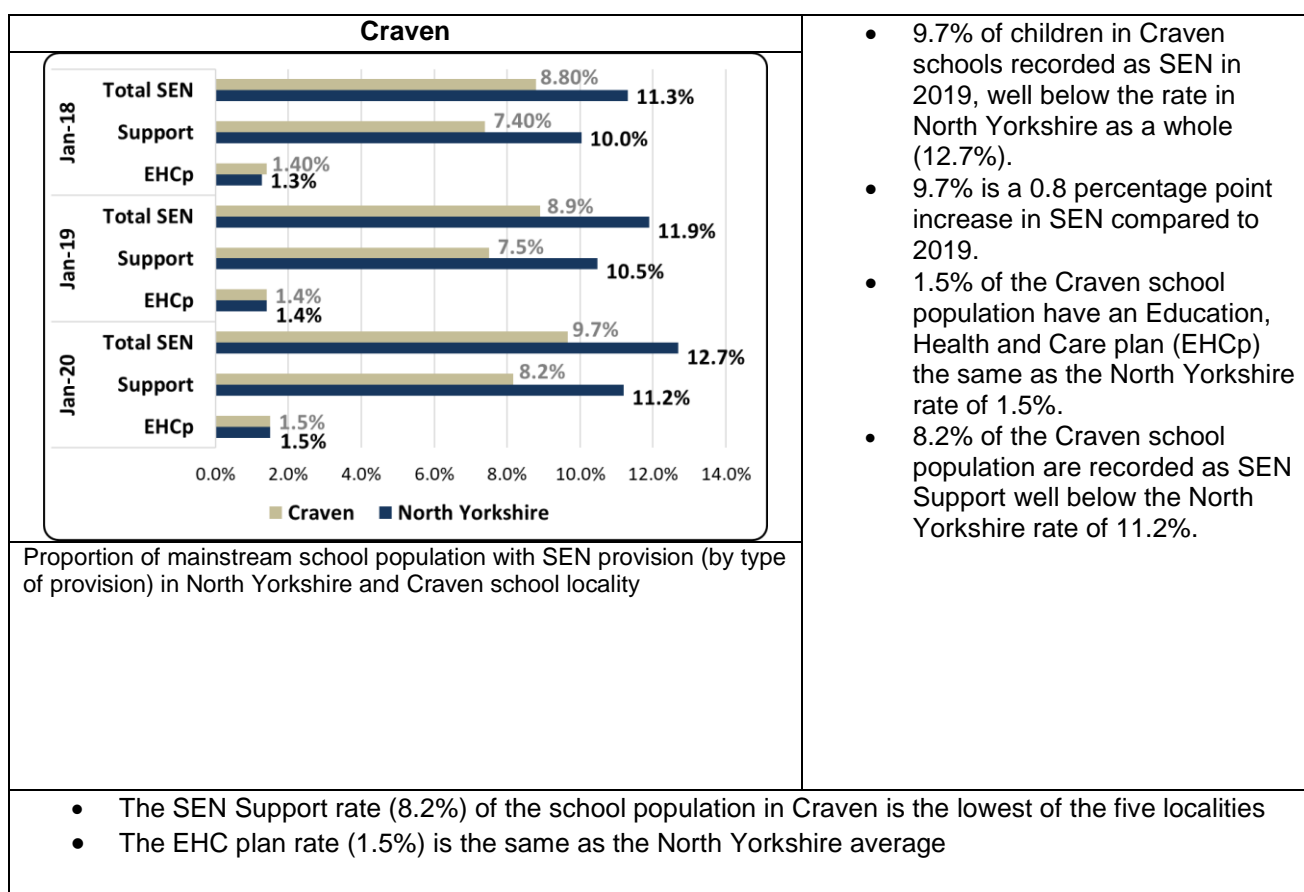
SEN in mainstream schools

- 9.7% of children in Craven schools were recorded as having special educational needs in the January 2020 school census, a similar rate to the North Yorkshire rate as a whole of 12.7%
- The rate of children recorded as SEN Support in the locality was 8.2% of the mainstream school population, much lower than the average North Yorkshire rate of 11.2%
- The EHC plan rate of the school population (1.5%) is the same as the North Yorkshire rate of 1.5%

Ofsted Outcomes

- As of the beginning of 2021, the rate of primary schools with a 'Good' or 'Outstanding' outcome in the locality at the most recent Ofsted inspection was 83.9%, higher than the North Yorkshire average of 82.0%. However, the secondary school rate was 83.3%, considerably above the county rate of 74.4%

SEN Population in Schools



Requests for Assessment

Craven																
<table border="1" style="margin: 10px auto; border-collapse: collapse;"> <caption>Requests for Assessment (EHC plan) based on the mainstream school locality of child - North Yorkshire total received - by academic year</caption> <thead> <tr> <th>Academic Year</th> <th>Craven</th> <th>All requests to NYCC in year</th> </tr> </thead> <tbody> <tr> <td>2020/21 (to 31 Mar)</td> <td>21</td> <td>342</td> </tr> <tr> <td>2019/20</td> <td>38</td> <td>719</td> </tr> <tr> <td>2018/19</td> <td>28</td> <td>714</td> </tr> <tr> <td>2017/18</td> <td>32</td> <td>676</td> </tr> </tbody> </table>	Academic Year	Craven	All requests to NYCC in year	2020/21 (to 31 Mar)	21	342	2019/20	38	719	2018/19	28	714	2017/18	32	676	<ul style="list-style-type: none"> • There were a total of 342 requests for statutory assessment received by North Yorkshire County Council in 2020/21 to the end of March, 21 (6.1%) were received for children in mainstream schools in Craven. • The above figures are similar to last year's rates. 38, approximately 5.2% of the 719 requests received by NYCC in 2019/20 were for children in mainstream schools in Craven.
Academic Year	Craven	All requests to NYCC in year														
2020/21 (to 31 Mar)	21	342														
2019/20	38	719														
2018/19	28	714														
2017/18	32	676														
<p>Requests for assessment (EHC plan) based on the mainstream school locality of child - North Yorkshire total received - by academic year</p>																
<ul style="list-style-type: none"> • 44% of requests for assessment from Craven schools in the 2020 calendar year resulted in an EHC plan (as of April 2021), a lower rate than the North Yorkshire average of 55%. A proportion of requests received in the 2020/21 academic year are yet to be assessed, current comparisons with previous years are not yet available. • 38 requests in 2019/20 is 0.43% of the mainstream school population which is lower than the North Yorkshire rate of 0.67%. It is also the lowest rate of the five school localities. 																

Attainment in Schools*

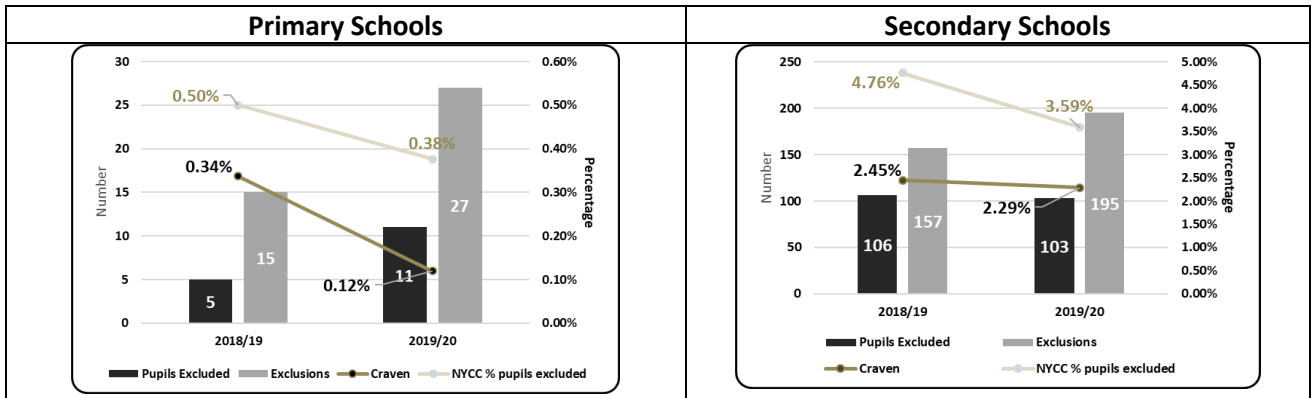
* The publication of results for Early Years Foundation Stage Profile and Key Stage 2 has been cancelled for 2020 (Covid-19)

<https://www.gov.uk/government/collections/statistics-key-stage-2>

Early Years Foundation Stage																										
<table border="1" style="margin: 10px auto; border-collapse: collapse;"> <caption>% of children in schools in North Yorkshire and Craven locality achieving a Good Level of Development (% GLD) for the SEN cohort and the entire cohort</caption> <thead> <tr> <th>Year</th> <th>Locality</th> <th>All</th> <th>SEN</th> </tr> </thead> <tbody> <tr> <td rowspan="2">2016/17</td> <td>North Yorkshire</td> <td>71.8</td> <td>19.6</td> </tr> <tr> <td>Craven</td> <td>71.9</td> <td>20.0</td> </tr> <tr> <td rowspan="2">2017/18</td> <td>North Yorkshire</td> <td>72.5</td> <td>22.7</td> </tr> <tr> <td>Craven</td> <td>71.9</td> <td>8.1</td> </tr> <tr> <td rowspan="2">2018/19</td> <td>North Yorkshire</td> <td>72.8</td> <td>21.5</td> </tr> <tr> <td>Craven</td> <td>72.3</td> <td>10.7</td> </tr> </tbody> </table>	Year	Locality	All	SEN	2016/17	North Yorkshire	71.8	19.6	Craven	71.9	20.0	2017/18	North Yorkshire	72.5	22.7	Craven	71.9	8.1	2018/19	North Yorkshire	72.8	21.5	Craven	72.3	10.7	<ul style="list-style-type: none"> • 72.3% of children in Craven schools achieved a good level of development in 2018/19, a - 0.5 percentage point difference from the North Yorkshire rate. This was a 0.4 percentage point increase on the previous year (71.9% in 2017/18). • 10.7% of the SEN cohort (children recorded with EHC plans or SEN Support) in Craven schools achieved a good level of development in 2018/19 which was a 2.6 percentage point increase on the previous year but a lower rate than North Yorkshire as a whole (21.5%).
Year	Locality	All	SEN																							
2016/17	North Yorkshire	71.8	19.6																							
	Craven	71.9	20.0																							
2017/18	North Yorkshire	72.5	22.7																							
	Craven	71.9	8.1																							
2018/19	North Yorkshire	72.8	21.5																							
	Craven	72.3	10.7																							
<p>% of children in schools in North Yorkshire and Craven locality achieving a Good Level of Development (% GLD) for the SEN cohort and the entire cohort</p>																										

Key Stage 2																					
<table border="1"> <caption>Key Stage 2: % of children achieving expected level for reading, writing and maths (%RWM)</caption> <thead> <tr> <th>Year</th> <th>North Yorkshire</th> <th>Craven</th> <th>All</th> <th>SEN</th> </tr> </thead> <tbody> <tr> <td>2016/17</td> <td>58.7</td> <td>13.1</td> <td>58.7</td> <td>13.1</td> </tr> <tr> <td>2017/18</td> <td>62.2</td> <td>19.5</td> <td>62.2</td> <td>19.5</td> </tr> <tr> <td>2018/19</td> <td>61.8</td> <td>11.8</td> <td>61.8</td> <td>11.8</td> </tr> </tbody> </table>	Year	North Yorkshire	Craven	All	SEN	2016/17	58.7	13.1	58.7	13.1	2017/18	62.2	19.5	62.2	19.5	2018/19	61.8	11.8	61.8	11.8	<ul style="list-style-type: none"> 61.8% of children in Craven schools achieved the expected standard for reading, writing and maths (%RWM) in 2018/19, this was a 0.4 percentage point decrease on the previous year. 11.8% of the SEN cohort (children recorded with EHC plans or SEN Support) in Craven schools achieved the expected standard for reading, writing and maths in 2018/19 which was a 2.2 percentage point drop on the previous year. This was also a lower rate than North Yorkshire as a whole (18.1%).
Year	North Yorkshire	Craven	All	SEN																	
2016/17	58.7	13.1	58.7	13.1																	
2017/18	62.2	19.5	62.2	19.5																	
2018/19	61.8	11.8	61.8	11.8																	
<p>% of children in schools in North Yorkshire and Craven locality achieving the expected level for reading, writing and maths (% RWM) in Key Stage 2 for the SEN cohort and the entire cohort</p>																					
Key Stage 4																					
<table border="1"> <caption>Key Stage 4: Average Attainment 8 scores</caption> <thead> <tr> <th>Year</th> <th>North Yorkshire</th> <th>Craven</th> <th>All</th> <th>SEN</th> </tr> </thead> <tbody> <tr> <td>2016/17</td> <td>49.6</td> <td>26.7</td> <td>49.6</td> <td>26.7</td> </tr> <tr> <td>2017/18</td> <td>48.5</td> <td>26.6</td> <td>48.5</td> <td>26.6</td> </tr> <tr> <td>2018/19</td> <td>48.6</td> <td>36.8</td> <td>48.6</td> <td>36.8</td> </tr> </tbody> </table>	Year	North Yorkshire	Craven	All	SEN	2016/17	49.6	26.7	49.6	26.7	2017/18	48.5	26.6	48.5	26.6	2018/19	48.6	36.8	48.6	36.8	<ul style="list-style-type: none"> The average Attainment 8 score for children in schools in the Craven locality was 53.4 in 2018/19, a 2.9 percentage point increase on the previous year and higher than the average score for North Yorkshire (48.6). The average Attainment 8 score for children with SEN in Craven schools was 36.8 up by 8.3 on the previous year and considerably above the North Yorkshire average score of 26.8.
Year	North Yorkshire	Craven	All	SEN																	
2016/17	49.6	26.7	49.6	26.7																	
2017/18	48.5	26.6	48.5	26.6																	
2018/19	48.6	36.8	48.6	36.8																	
<p>Average Attainment 8 scores at Key Stage 4 in schools in North Yorkshire and Craven locality for the SEN cohort and the entire cohort</p>																					

Fixed-term Exclusions



% of children fixed-term excluded at least once in schools in primary and secondary schools in North Yorkshire and Craven locality in the 2019/20 and 2018/19 academic years.

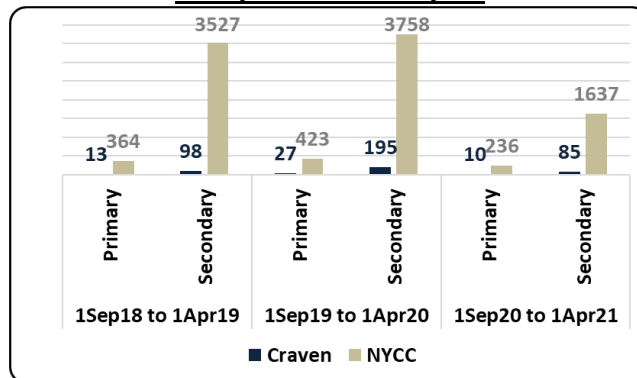
Primary Schools

- 0.12% of pupils (a total of 11 pupils) in Craven primary schools were fixed period excluded at least once in the 2019/20 academic year, which was lower than the North Yorkshire primary school rate (0.38%).
- There were a total of 27 fixed-period exclusions in Craven primary schools in 2019/20, an 80% increase on the previous year (15 exclusions). Fixed-period exclusions from Craven primary schools formed 6.4% of the North Yorkshire total (425) in 2019/20.

Secondary Schools

- 2.29% of pupils (a total of 103 pupils) in Craven secondary schools were fixed period excluded at least once in the 2019/20 academic year, which was a lower rate than the North Yorkshire secondary school rate (3.6%). Children fixed-period excluded from Craven secondary schools formed 7.9% of the total for children fixed-period excluded from secondary schools in North Yorkshire in 2019/20.

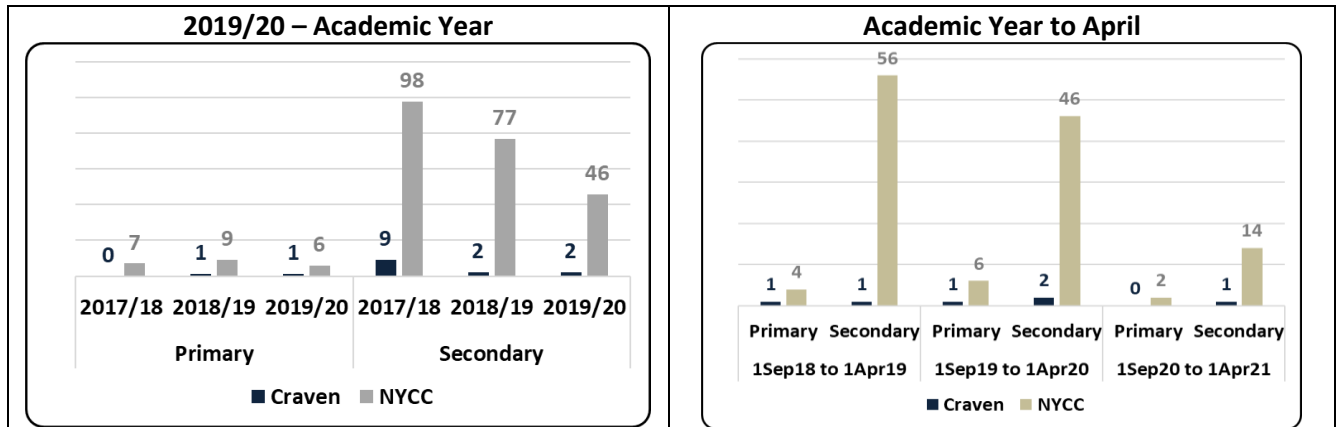
2020/21 academic year



Fixed-Term exclusions in North Yorkshire mainstream schools (Primary and Secondary) - 2018/19, 2019/20 and 2021 to 1st April

- As of the end of March 2021 there had been a total of 1873 fixed-term exclusions from mainstream schools in North Yorkshire in 2020/21. 95 (5.1%) of these occurred in mainstream schools in Craven, 5.3% occurred in Craven in the same period last year.
- There were 123% more fixed-term exclusions in the same period in North Yorkshire in 2019/20 (4181). There were 134% more in Craven in the same period (222).

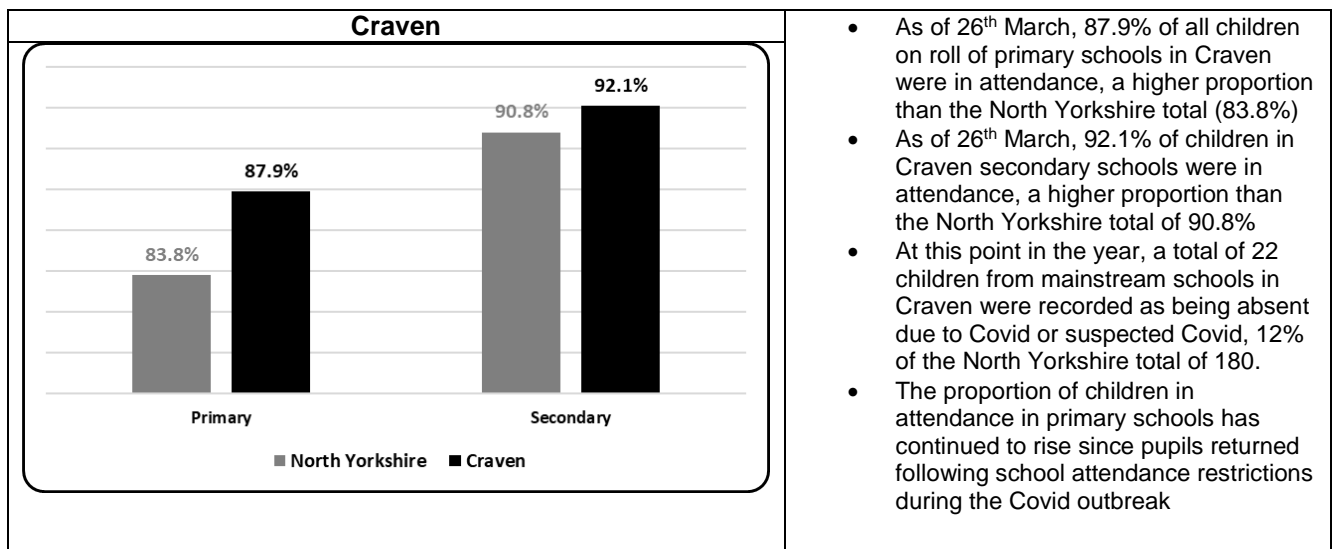
Permanent Exclusions



Permanent exclusions in primary and secondary schools in North Yorkshire and Craven locality

- There was 1 permanent exclusion from Craven primary schools in the 2019/20 academic year, the North Yorkshire total was 6. In 2018/19 there was also 1 permanent exclusion from Craven primary schools but there were none in 2017/18.
- There were a total of 2 permanent exclusions from Craven secondary schools in the 2019/20 academic year, 4.4% of the North Yorkshire total (46). This is the same number as the previous year, in 2018/19 there were a total of 2 permanent exclusions from Craven secondary schools.
- To the end of March in 2020/21, there has been 1 permanent exclusions from Craven secondary schools, there had been 2 at the same point in 2019/20 and 1 from primary schools.
- The North Yorkshire total of permanent exclusions in mainstream schools in 2020/21 to end March 2021 is 16, considerably lower than the 52 to the same date in 2019/20. In the same period last year, permanent exclusions from Craven mainstream schools represented 5.8% of the North Yorkshire total (3 of 52).

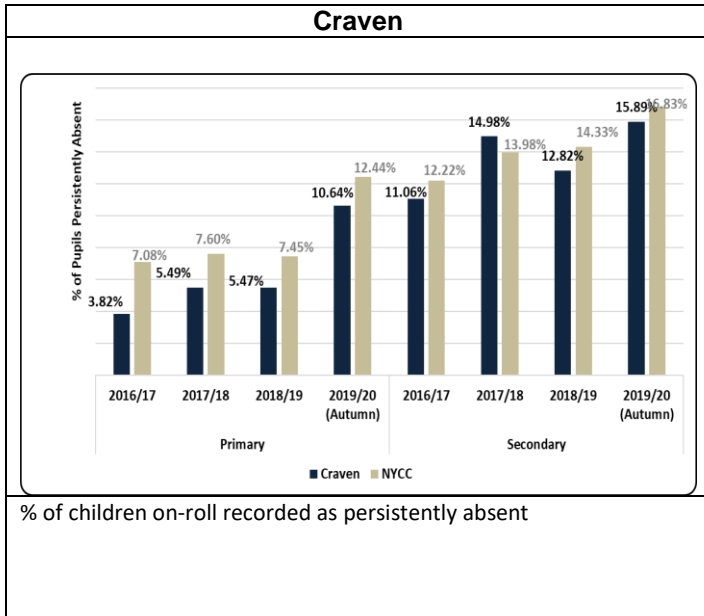
Absence from school



- As of 26th March, 87.9% of all children on roll of primary schools in Craven were in attendance, a higher proportion than the North Yorkshire total (83.8%)
- As of 26th March, 92.1% of children in Craven secondary schools were in attendance, a higher proportion than the North Yorkshire total of 90.8%
- At this point in the year, a total of 22 children from mainstream schools in Craven were recorded as being absent due to Covid or suspected Covid, 12% of the North Yorkshire total of 180.
- The proportion of children in attendance in primary schools has continued to rise since pupils returned following school attendance restrictions during the Covid outbreak

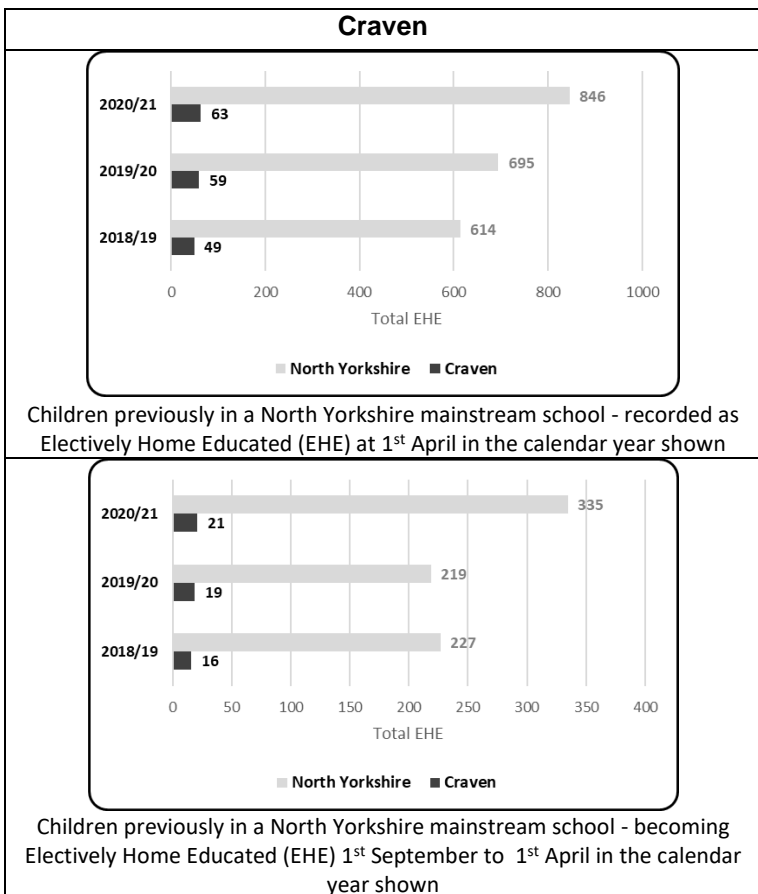
% of children on-roll recorded as attending at end Spring Term 2020/21

- As of the end of December 2020 there were 568 children recorded as being absent from mainstream schools in Craven for unauthorised absence or absence related to Covid-19, this has reduced to 22. Over the same period, the total reduced from 4406 to 180 in North Yorkshire mainstream schools.
- In a typical year (e.g. 2018/19), attendance in Craven and North Yorkshire mainstream schools is approximately 95%



- The persistent absence rate for children in Craven secondary schools in the 2018/19 academic year was 12.82% This was a lower rate than North Yorkshire secondary schools as a whole, 14.33% in this period.
 - The persistent absence rate for children in Craven primary schools in the 2018/19 academic year was 5.47%, similar to the 5.49% in 2017/18. This was a much lower rate than North Yorkshire primary schools as a whole, 7.45% in this period.
 - Since the return to schools following closure during Covid-19 lockdown, the attendance of pupils in North Yorkshire schools is being monitored on a weekly basis.
- NB:** There have been no other absence data collections as the Summer Census was cancelled and the Autumn Census 2021 did not collect absence data either.

Elective Home Education



- As of 1st April 2021 there were a total of 846 children recorded as being Electively Home Educated (EHE) in North Yorkshire, 63 of these were formerly in a mainstream school in Craven.
- 846 is a 22% increase on the same period in 2020. There has also been a slight increase for children from Craven mainstream schools in this period of +7% (59 to 63) and an increase of +29% since 2018 (49 to 63).
- A total of 335 children became EHE from mainstream schools in North Yorkshire since the start of the 2020/21 academic year, for any length of time. 21 (6.3%) were formerly from mainstream schools in Craven
- There has been a 53% increase (219 to 335) in North Yorkshire for EHE from mainstream schools in 2020/21 to date, when compared to the same period last year. The % increase in Craven was 10% (19 to 21)
- The figures above are for children recorded as being educated at home and not on the roll of a school.

- 0.72% is the rate of EHE of the mainstream school population in Craven as of April 2021, which is lower than the rate of EHE for the mainstream school population for North Yorkshire (1.04%).
- The above rate is a slight increase from 0.7% (+0.02pp) at the end of April 2019. There have been increases in EHE across all school localities in this period.