

Primary Leadership Network Meeting



Autumn Term 2018

Strategic Challenges

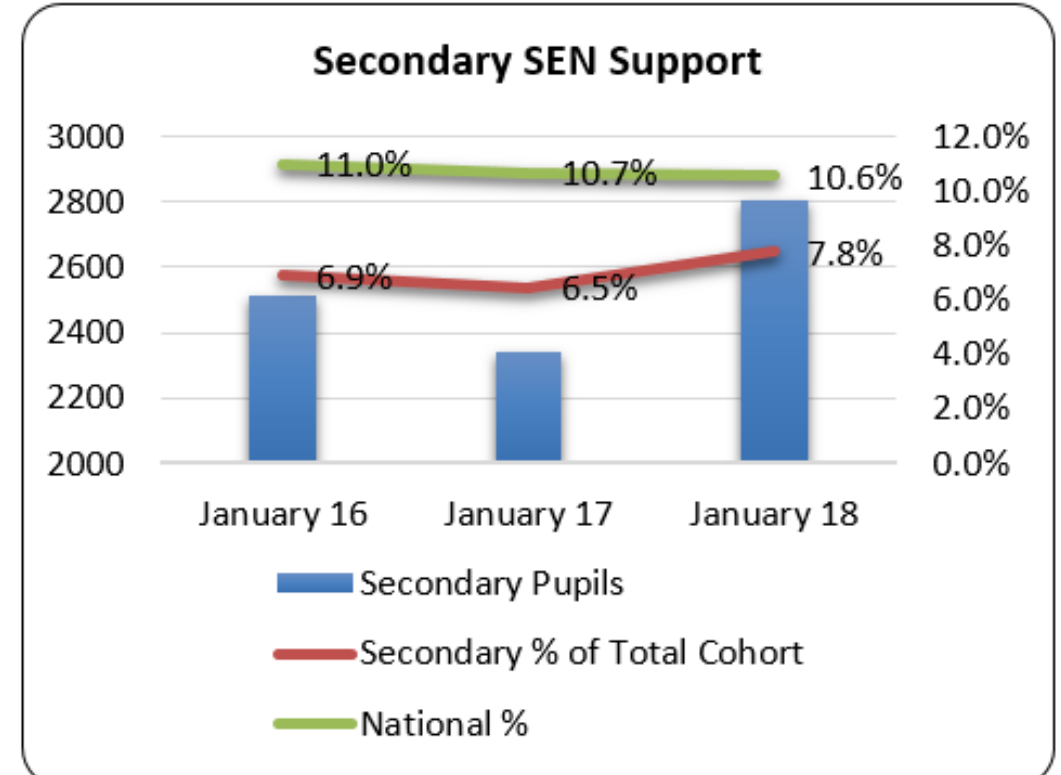
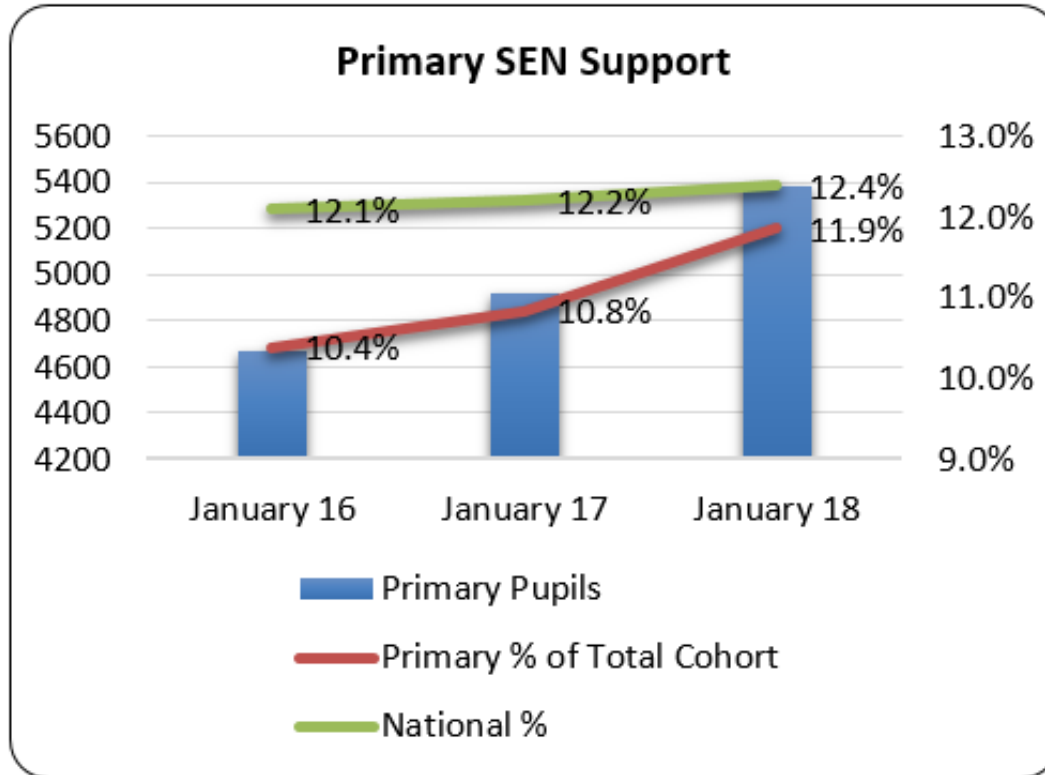
- Higher Needs Bock
- Exclusion/Inclusion
- School funding and financial difficulties

Higher Needs Block

High Needs Block

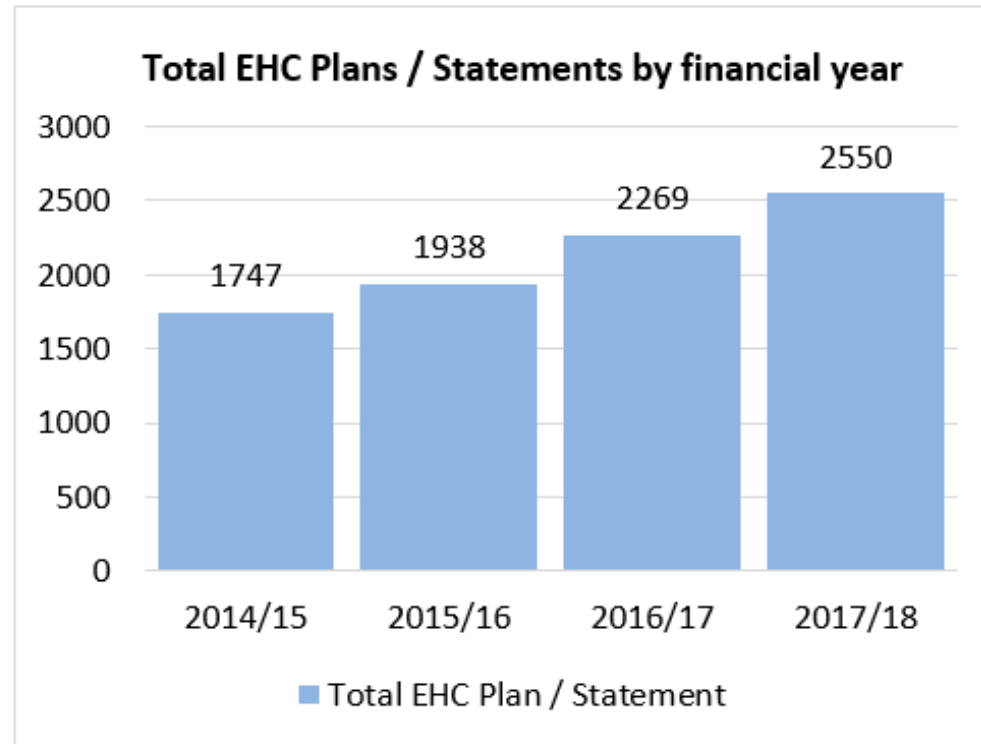
- 46% rise in EHCPs
- £3.3m financial pressure in 2017-18 funded from DSG reserves
- DSG reserves fully depleted
- £5.5m projected overspend in 2018-19 – this will rise to £10-13m by 2022 if left unchecked
- 2018-19 offset by 0.5% (£1.6m) transfer from Schools Block
- Therefore → £3.9m deficit that needs to be repaid in future years
- BUT.... proposals take time
- Options around level of transfer from Schools Block in 2019-20 (0.5%, 1.0%)
- Potential impact on Minimum Funding Guarantee Decision

SEN Support – trend



- Early identification rates are showing a positive increase
- Rates still below national, but the gap has narrowed at both primary and secondary.
- However, significant variation between schools in the % of children receiving SEN support.

Education, Health & Care Plans – trend



- From January 2014 to January 2018 there has been a 46% increase in the number of plans.
- Variation between schools in the % of children on an EHC Plan. In one in five schools the percentage is above the NY average.

Education, Health & Care Assessments

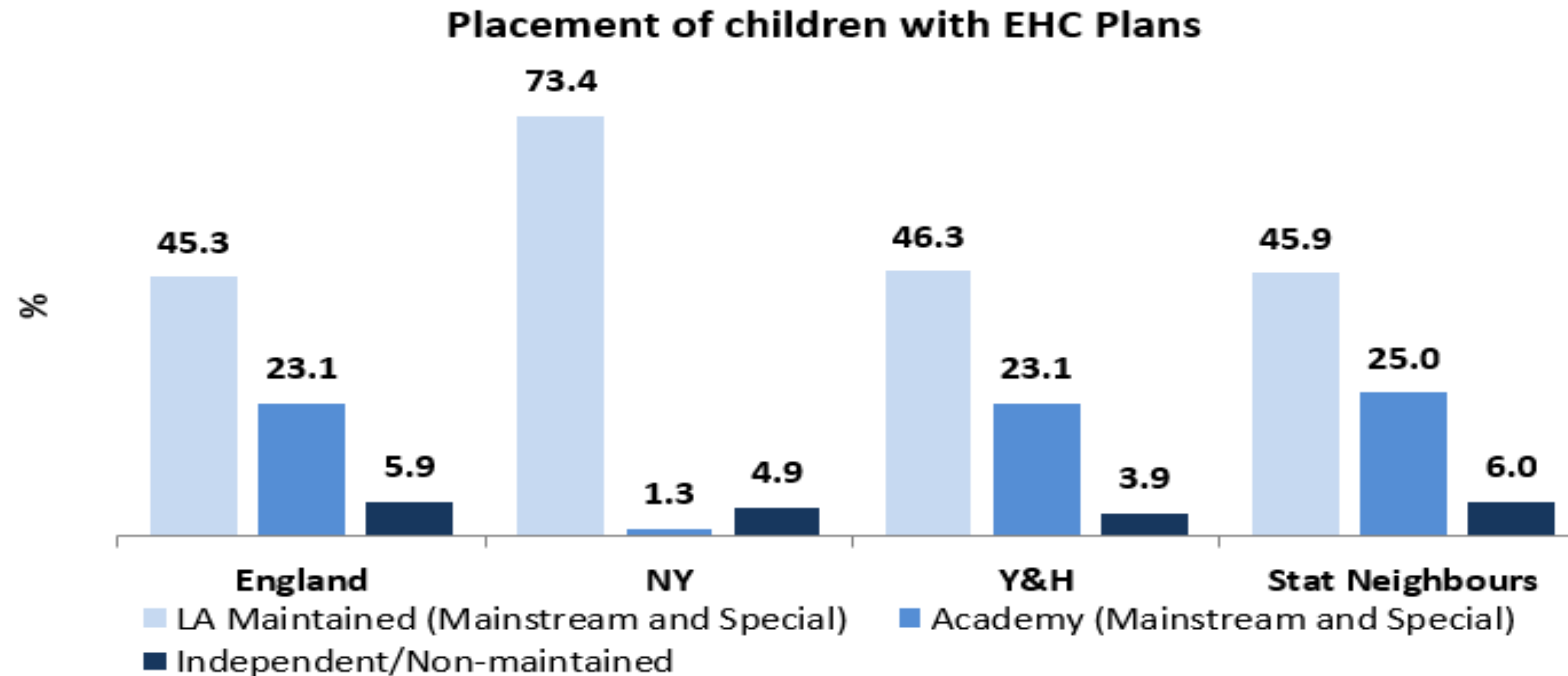
17/18	NY	England	Y&H	Stat Neighbours
Requests for Assessment Rate per 1000 pupils	7.79	7.98	6.83	7.73
% of initial requests for assessment refused	30.2	22.6	20.1	24.5
% of children assessed for whom it was decided not to issue a plan	10.78	6.7	7.8	2.8

- Percentage of initial requests for assessment refused and percentage of children assessed and plan not issued above all benchmarks.

Refusal of placements

- Following consultation schools cannot meet the needs of an EHC Plan in **43%** of cases:
 - 86 were NYCC Mainstream Schools
 - 25 were NYCC Special Schools
 - 8 were out of authority schools
 - 6 were independent schools
 - 1 was a college or Personalised Learning Pathway
- Most common reason for not accepting plan in NYCC Mainstream schools is 'incompatible with current cohort' (28%)

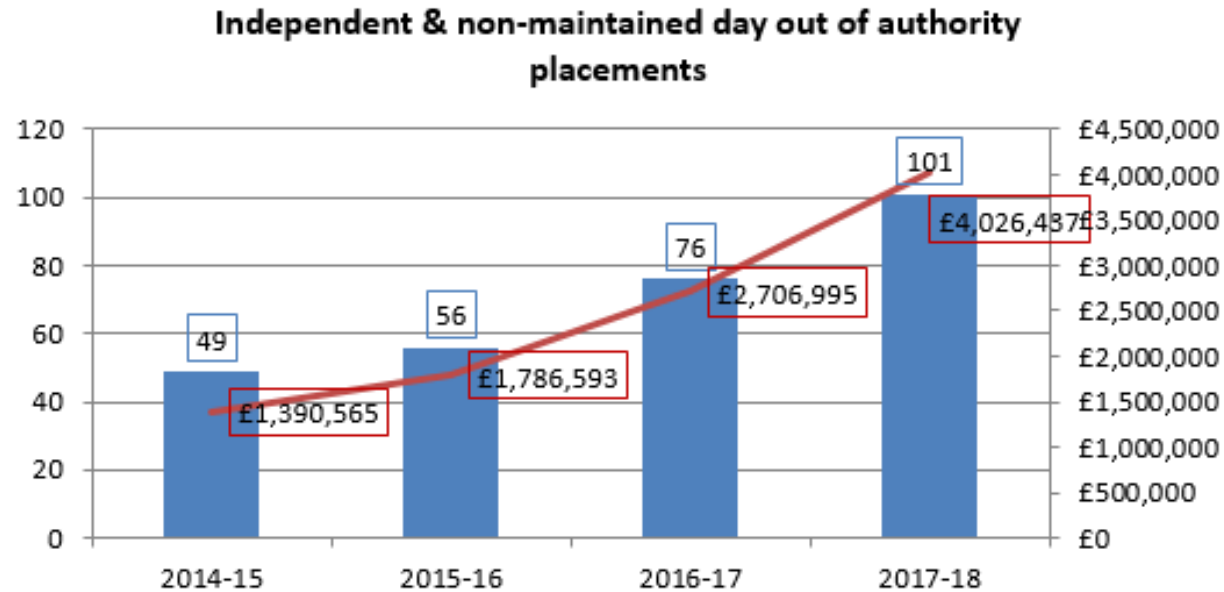
Placement of children with EHC Plans



Issues in terms of capacity in NY special provision and gaps

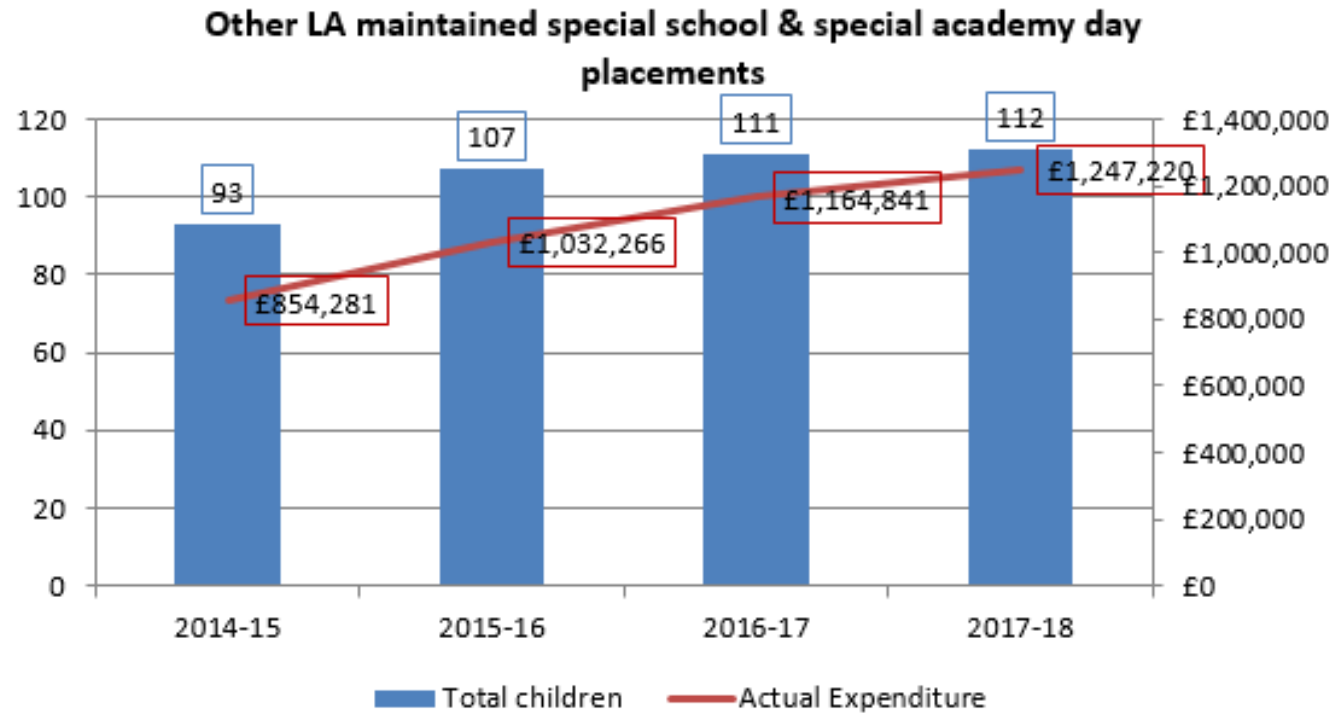
43% of placement requests refused by schools , 86 were mainstream schools

Independent & non-maintained day out of authority placements



- Average cost per pupil £39,866
- Increase in numbers and significant increase in costs

Other LA maintained special school & special academy day placements



- Average cost per pupil £11,136

Corrective Financial Planning: High Needs Block

Initial areas for financial adjustment:

- Replace the current CAN DO Resource Allocation with a new banding system – no savings
- Transform the PRS/AP model across NY – saving £1.3-£1.5 million
- Post 16/19 offer to reduce to national level of 600 guided learning hours £1.1million
- E2 exceptional funding – £0.36 million
- Build capacity in specialist provision: Selby free special school application, consultation on Ripon satellite provision,

Next areas;

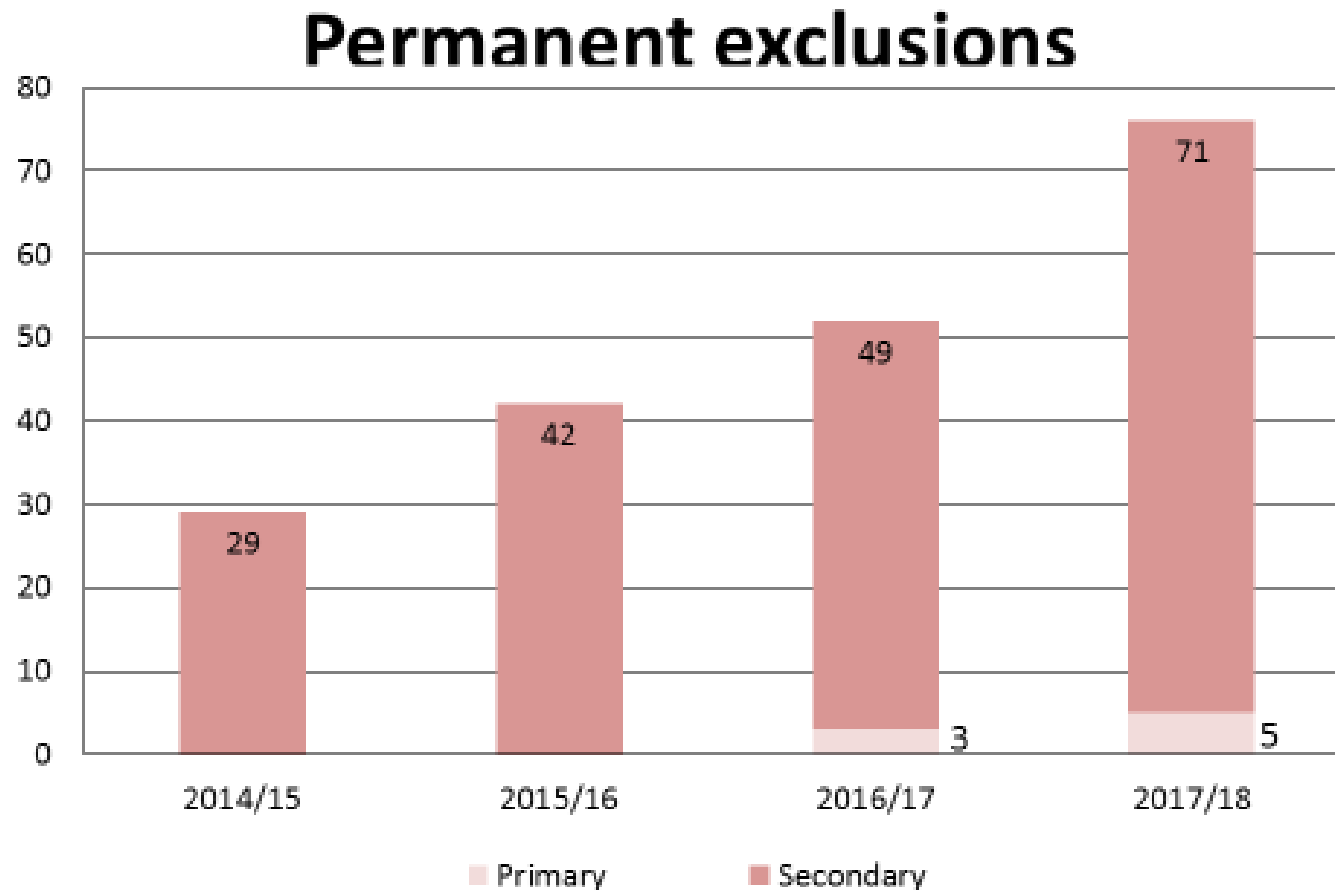
- Review of home based medical tuition
- Restructure of Inclusion LA service
- Implementation of revised EMS model

NY Strategic Plan for SEND

- 5 year plan to reshape governance, local provision and support for children and young people with SEND
- Covers universal, targeted and specialist provision
- Final version now available
- <https://www.northyorks.gov.uk/send-specialist-support-and-provision>

Exclusions

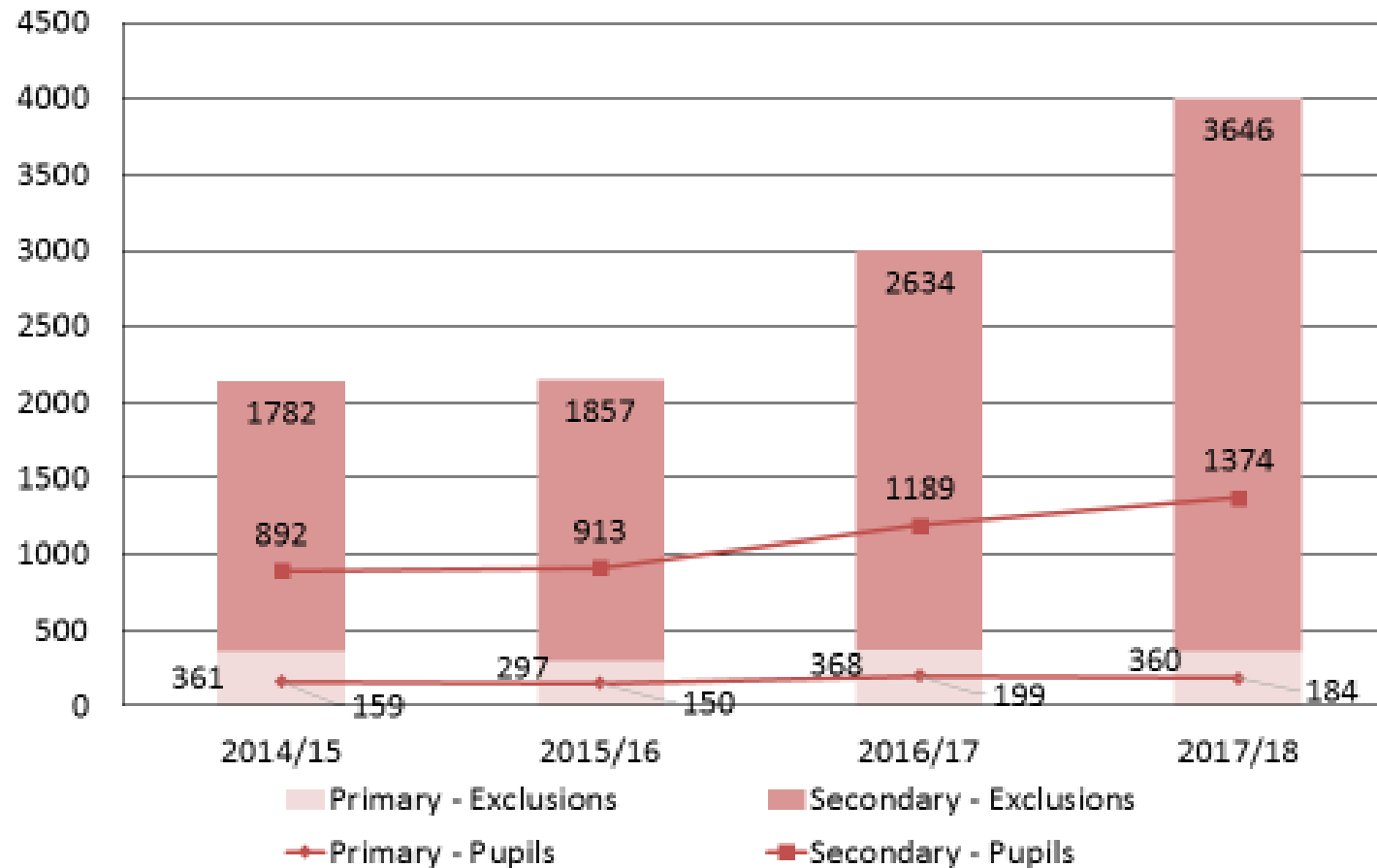
Permanent exclusions



Fixed-term exclusions

Fixed term exclusions (Y1-11)

autumn and spring term comparison



Exclusions – schools

“Top 10” schools for permanent exclusions account for 51% of the total

“Top 10” schools for fixed-term exclusion incidents account for 54% of the total

5 schools are in the “top 10” for both permanent & fixed term incidents

88% of schools had no permanent exclusions

57% of schools had no fixed-term exclusion incidents

Exclusion legal challenge

- The exclusion of an autistic boy after he hit a teaching assistant with a ruler, punched her and pulled her hair, was unlawful, a court has recently ruled.
- A judge in the Upper Tribunal has ruled that "aggressive behaviour is not a choice for children with autism".
- Case centred on the fact that children with disabilities that mean they have "a tendency to physically abuse" are not protected by the Equality Act 2010.
- Meant that children were not treated as "disabled" in relation to their physically aggressive behaviour and so could not challenge decisions to exclude them from school.

Home Education

Number of children EHE		
2016/17	2017/18	2018/19 Q1
380	576	627

- 65% increase in fifteen months
- Most prevalent in Years 10 & 11
- Stress/anxiety most common reason

Stronger working on early help?

Of 977 pupils with 3 or more exclusions during 2016-17 and 2017-2018 **819 (83.8%) not in contact with any service?**

Why ? What are we missing in our approach?



Within this 1.5 square kilometre there are **34 children** who have been excluded at least three times since September 16

In total, these children have been excluded **354 times** in this period – that's an average of more than 10 per child

11 children had been excluded **15 times or more** in the 18 month period

On average, at least one child living in this small part of Eastfield is excluded EVERY day

What more can we do together?

- New AP/PRU locality strategy with local budgets and place commissioning by Heads
- Early Help Strategy launched in January 2019
- Implementation of the Strategic Plan for SEND
- Ladder of Support and Intervention for young people with SEMH
- Consolidation of workforce development opportunities
- Creation of SEND multi disciplinary teams in localities from September 2019

School Funding and Financial Difficulties

Schools in financial deficit

LA Maintained total:
- 243 primary & nursery
- 25 secondary
- 9 special

23.6% of all NY LA
Maintained schools are
forecasting a deficit
balance carry forward
position to 2019/20

However, 80.3% of all
schools are forecasting
a deficit 2018/19 in year
position – relying on
reserves

Higher proportion of
secondary and special
schools in deficit.

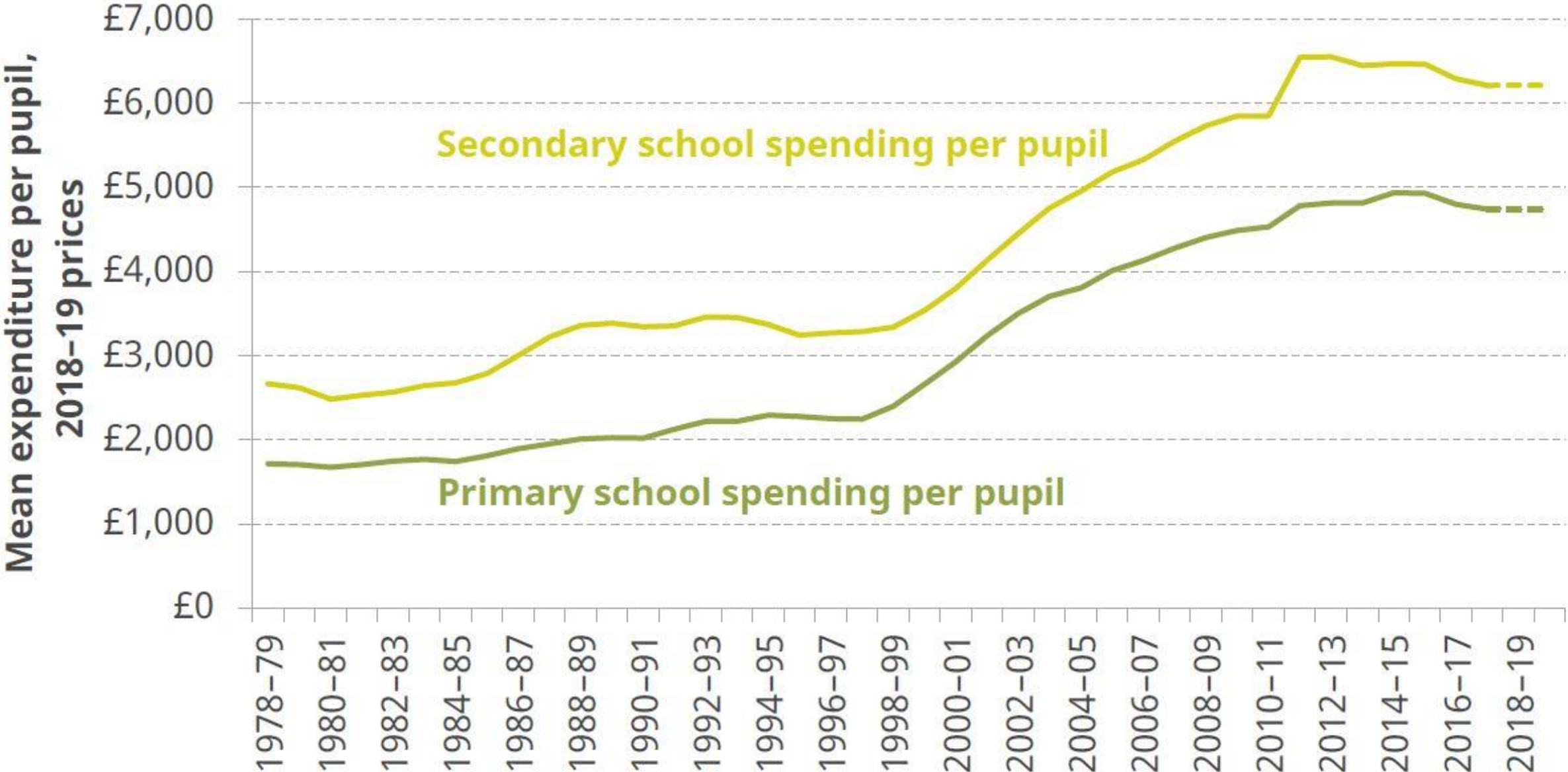
School Funding

- 2017/18 and 2018/19 = “soft formula”
- DfE have now advised that this will continue for 2019/20
- “Hard” formula sometime after April ~~2019~~ 2020
- LA have concerns over quantum of funding, sparsity and mobility
- Continues lobbying of MPs, DfE

2019/20

- Move to MPPL funding
 - Primary: £3,500 per pupil
 - Secondary: £4,800 per pupil
- Overall, 1.16% increase in Schools Block funding

Figure 3.1. Spending per pupil in primary and secondary schools, actual and plans (2018-19 prices)



School Funding - CSSB

- CSSB – introduced in April 2018

DfE: *“We do not believe it is fair to maintain indefinitely significant differences in funding between local authorities which reflect historic decisions.”*

In North Yorkshire, historic commitments = £1,788k Prevention Services

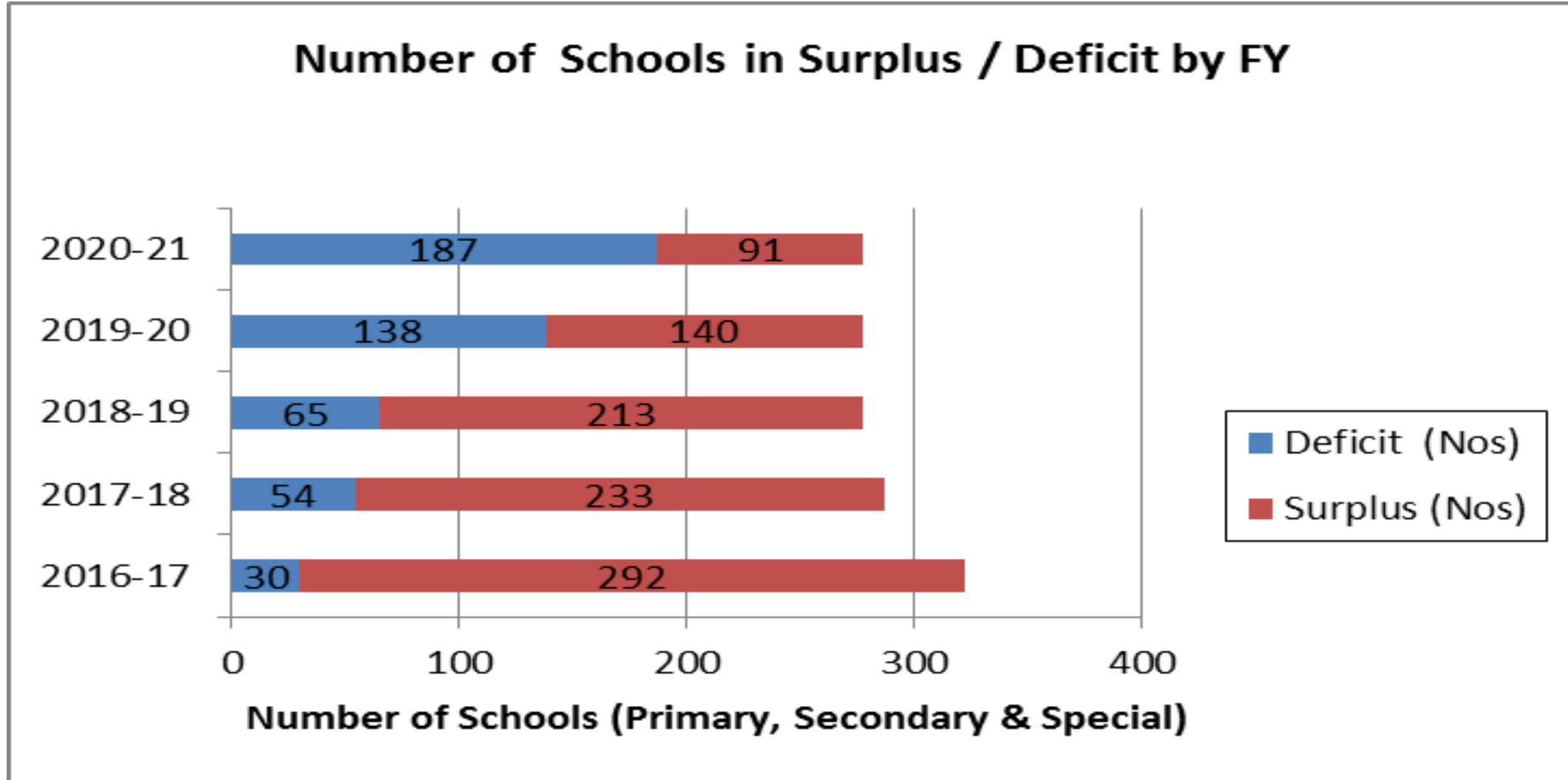
School Funding – Excluding Schools

- Currently only deduct AWPUP + Pupil Premium
- School Funding Regulations state:
 - *“the amount within the formula relating to the age and personal circumstances of that pupil, pro rata to the number of complete weeks remaining in the financial year from the ‘relevant date’”*
- Will start to deduct not just the basic entitlement but also the relevant amounts for pupil-led factors, such as free school meals or English as an additional language, where the pupil would attract funding through those criteria.

School Financial Pressure

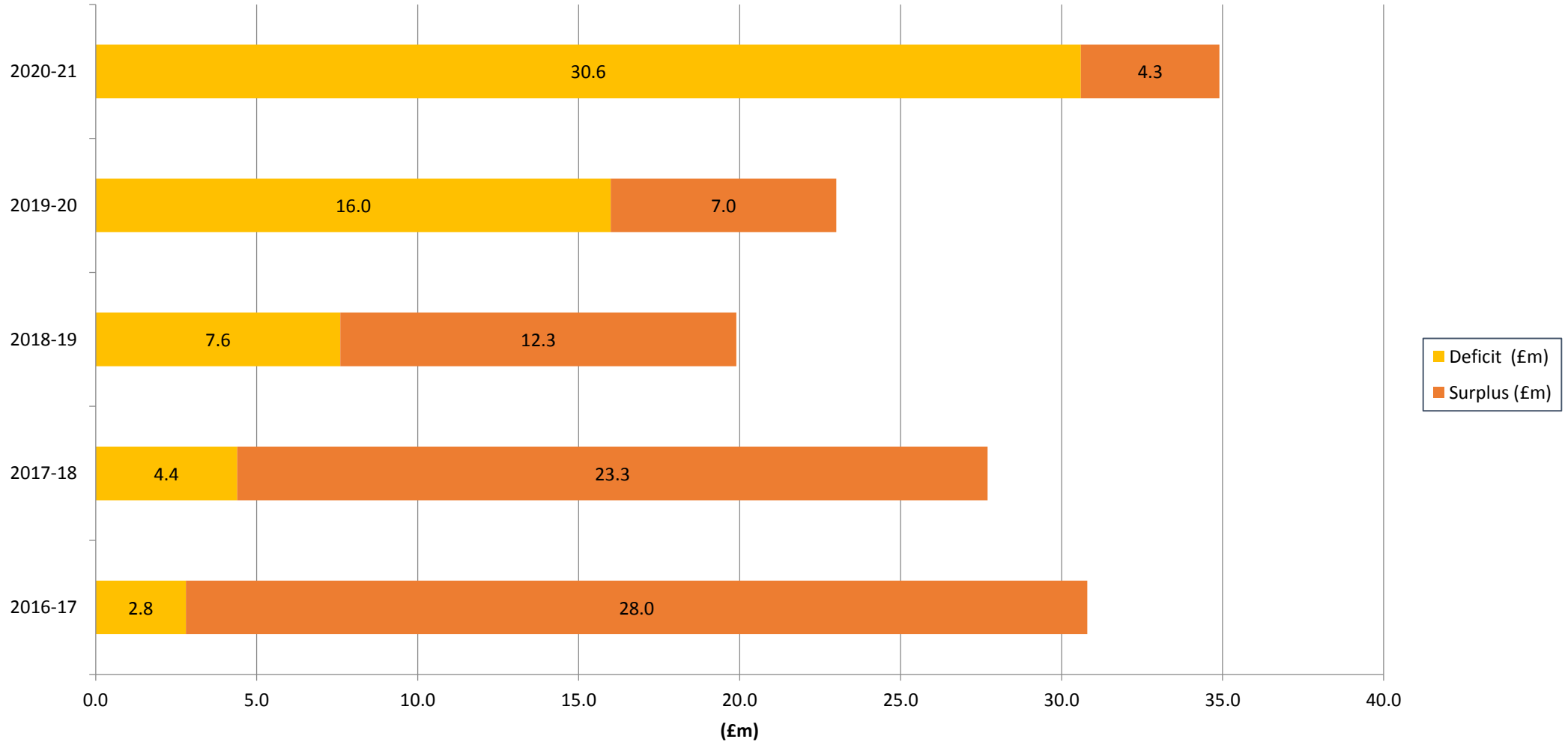
- Teacher's Pay
- Apprenticeship Levy
- Teacher's Pensions – Employer Contributions
- Falling Rolls?
- Broadband
- Capital Investment?
- Recruitment?
- HN Transfer?
- No HN Transfer?

School Financial Pressure



School Financial Pressure

Value of School Deficits/Surpluses



Support, Challenge & Intervention

- Targeted Support (Team Around the School – TAS)
- Licensed Deficits (approval if there is a recovery plan) but will stay provide cash-flow support if not
- Federation and Collaboration
- School Loans Scheme
- Finance and Admin Conferences
- School Business Management Support Services
- Financial Benchmarking
- Avoiding a Budget Deficit course – delivered by FMS (as well as bite-size courses)
- School Financial Health Check